P52 – P53



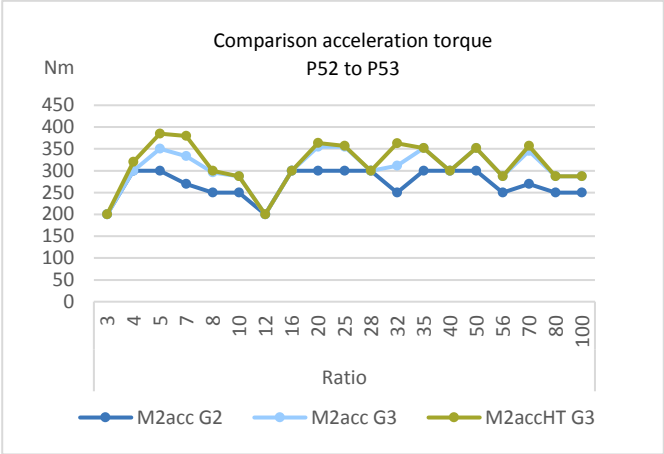
Comparison acceleration torque
P52 to P53
Nm
450
400
350
300
250
200
150
100
50
0
3 4 5 7 8 10 12 16 20 25 28 32 35 40 50 56 70 80 100
Ratio
M2acc G2
M2acc G3
M2accHT G3

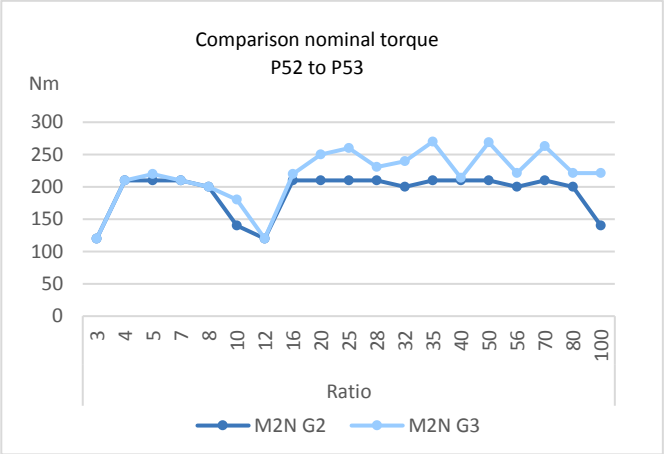
Comparison nominal torque
P52 to P53
Nm
300
250
200
150
100
50
0
3 4 5 7 8 10 12 16 20 25 28 32 35 40 50 56 70 80 100
Ratio
M2N G2
M2N G3

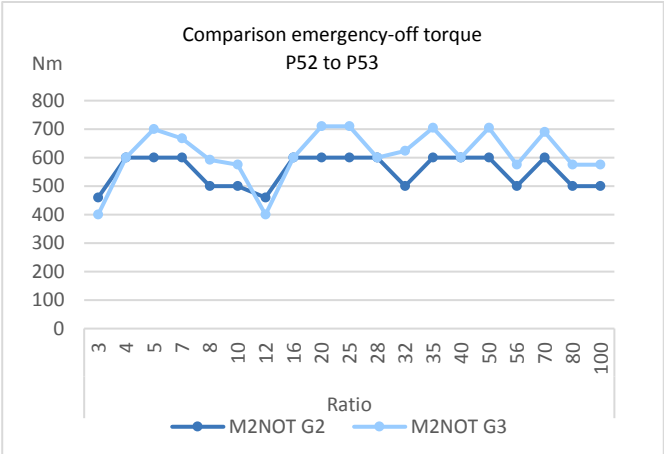
Comparison emergency-off torque
P52 to P53
Nm
800
700
600
500
400
300
200
100
0
3 4 5 7 8 10 12 16 20 25 28 32 35 40 50 56 70 80 100
Ratio
M2NOT G2
M2NOT G3

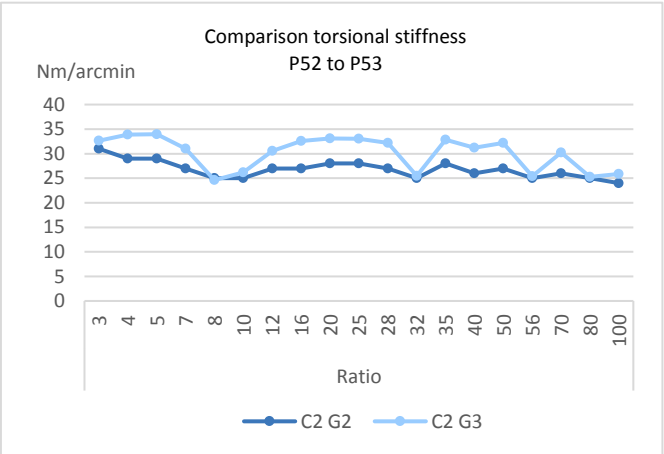
Comparison torsional stiffness
P52 to P53
Nm/arcmin
40
35
30
25
20
15
10
5
0
3 4 5 7 8 10 12 16 20 25 28 32 35 40 50 56 70 80 100
Ratio
C2 G2
C2 G3

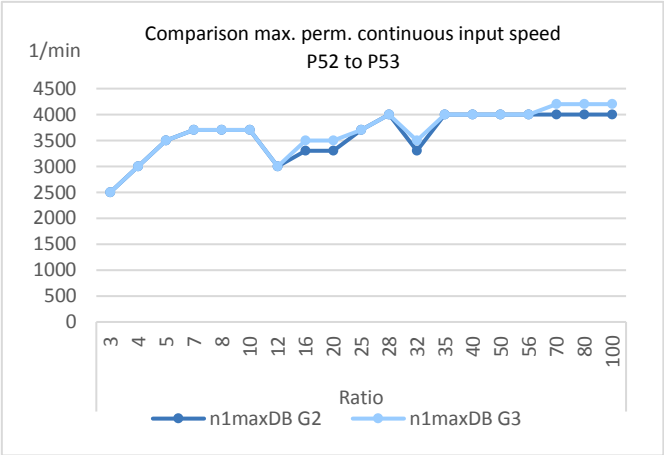
Comparison max. perm. continuous input speed
P52 to P53
1/min
4500
4000
3500
3000
2500
2000
1500
1000
500
0
3 4 5 7 8 10 12 16 20 25 28 32 35 40 50 56 70 80 100
Ratio
n1maxDB G2
n1maxDB G3

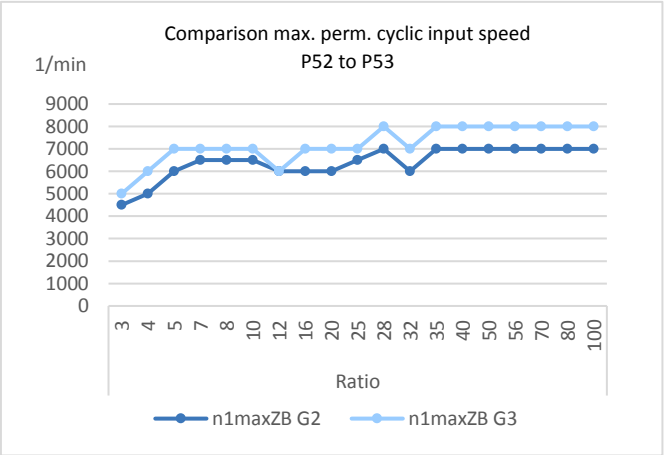
Comparison max. perm. cyclic input speed
P52 to P53
1/min
9000
8000
7000
6000
5000
4000
3000
2000
1000
0
3 4 5 7 8 10 12 16 20 25 28 32 35 40 50 56 70 80 100
Ratio
n1maxZB G2
n1maxZB G3