P42 – P43



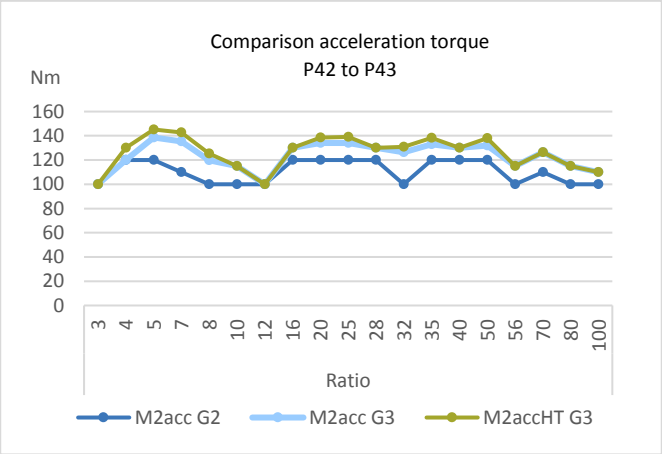
Comparison acceleration torque
P42 to P43
Nm
160
140
120
100
80
60
40
20
0
3 4 5 7 8 10 12 16 20 25 28 32 35 40 50 56 70 80 100
Ratio
M2acc G2
M2acc G3
M2accHT G3

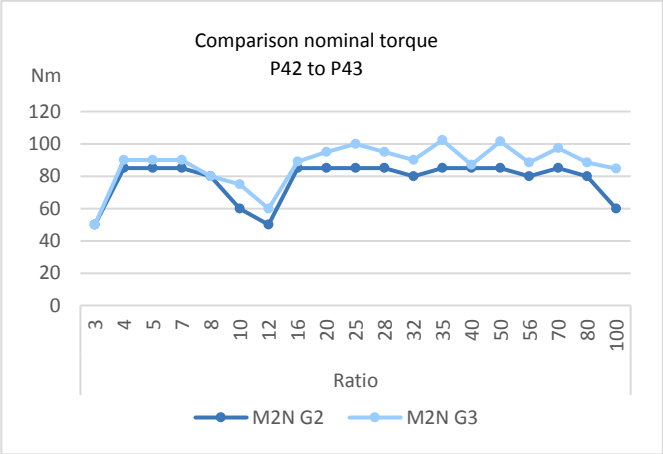
Comparison nominal torque
P42 to P43
Nm
120
100
80
60
40
20
0
3 4 5 7 8 10 12 16 20 25 28 32 35 40 50 56 70 80 100
Ratio
M2N G2
M2N G3

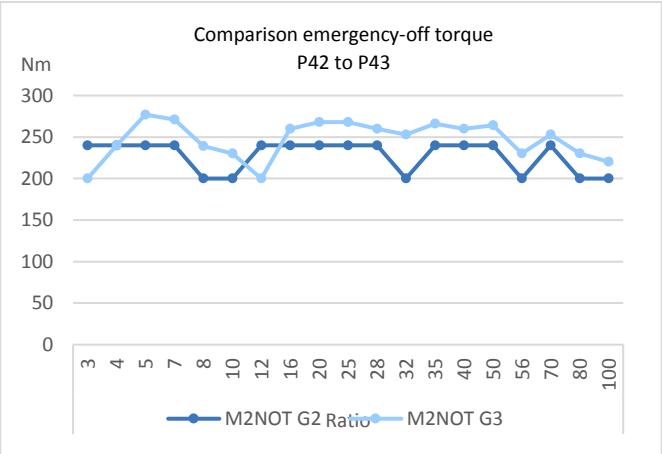
Comparison emergency-off torque
P42 to P43
Nm
300
250
200
150
100
50
0
3 4 5 7 8 10 12 16 20 25 28 32 35 40 50 56 70 80 100
Ratio
M2NOT G2
M2NOT G3

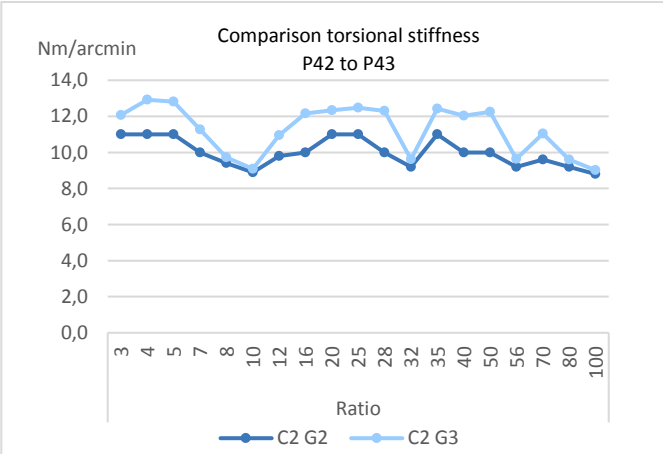
Comparison torsional stiffness
P42 to P43
Nm/arcmin
14,0
12,0
10,0
8,0
6,0
4,0
2,0
0,0
3 4 5 7 8 10 12 16 20 25 28 32 35 40 50 56 70 80 100
Ratio
C2 G2
C2 G3

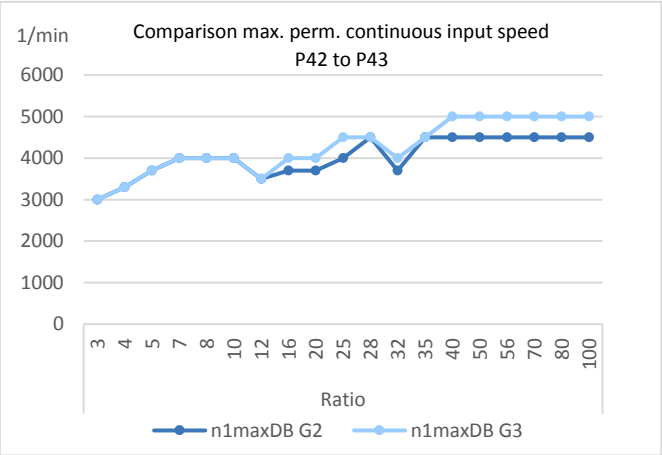
Comparison max. perm. continuous input speed
P42 to P43
1/min
6000
5000
4000
3000
2000
1000
0
3 4 5 7 8 10 12 16 20 25 28 32 35 40 50 56 70 80 100
Ratio
n1maxDB G2
n1maxDB G3

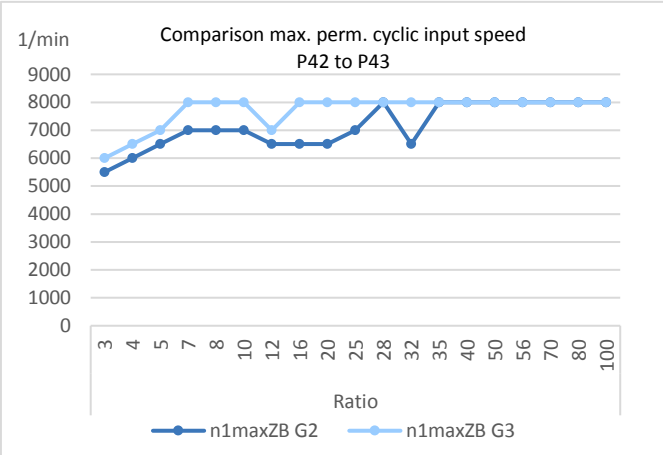
Comparison max. perm. cyclic input speed
P42 to P43
1/min
9000
8000
7000
6000
5000
4000
3000
2000
1000
0
3 4 5 7 8 10 12 16 20 25 28 32 35 40 50 56 70 80 100
Ratio
n1maxZB G2
n1maxZB G3